

Peter Sanchez, Success Coach

KEY PERFORMANCE INDICATORS

Return on Investment

Supportive Employment Saves Money

739% ROI

Based on retention; turnover costs = \$4,129 per employee
2016 Society for Human Resource Management Survey

Distinct Employees Served



508



Total Employee Requests

843



Includes return users; multiple interactions
on a service in the same month excluded

Total Services






Supportive Employment Changes Lives






1345

A request can have multiple needs (services)

Top Ten Service Needs

	219 Financial Literacy		97 Coaching		72 Education
	170 Housing		86 Financial		62 Hard Training
	151 Govt. Agency Navigation		76 Health/Insurance		59 Other
					58 Legal Assistance

Emergency Loans

-  **Loan Totals = \$10,500**
-  **Savings Component Total = \$5,554**
-  **Employees encouraged to reserve their saving component for future emergencies**

Employee Utilization

Supportive Employment Transforms Companies

18.9%

